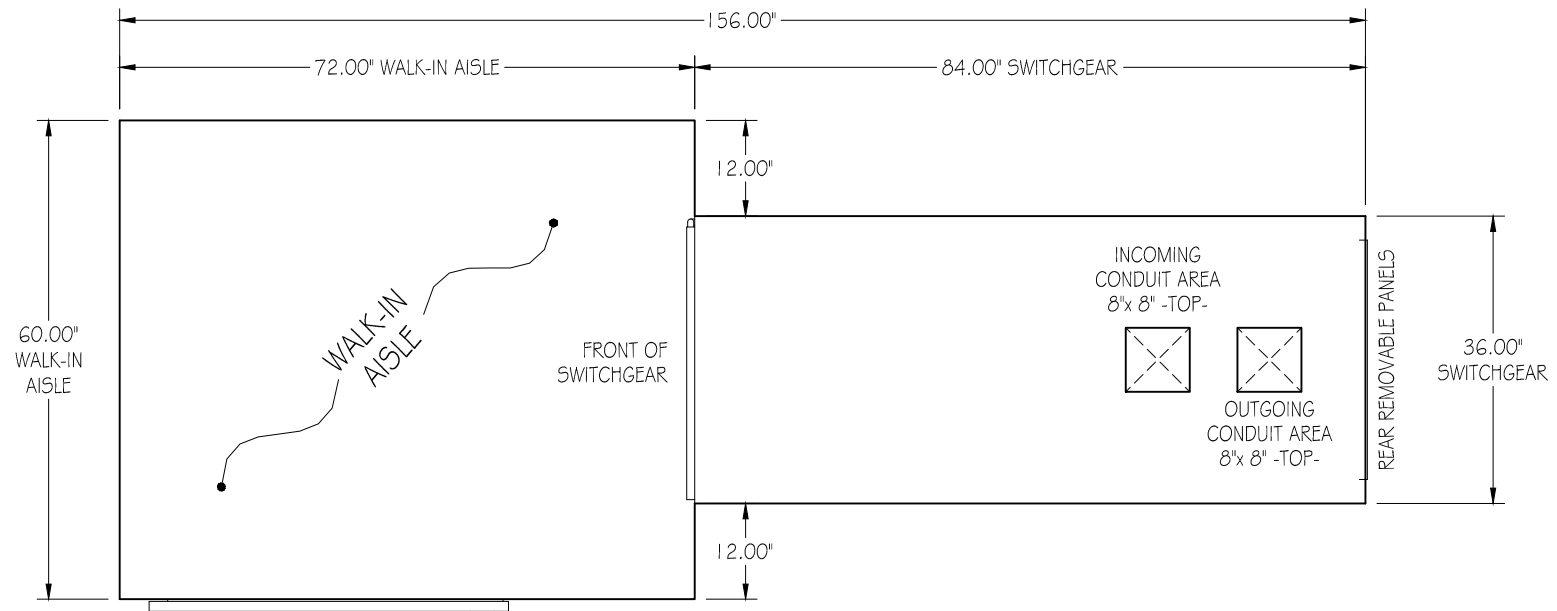
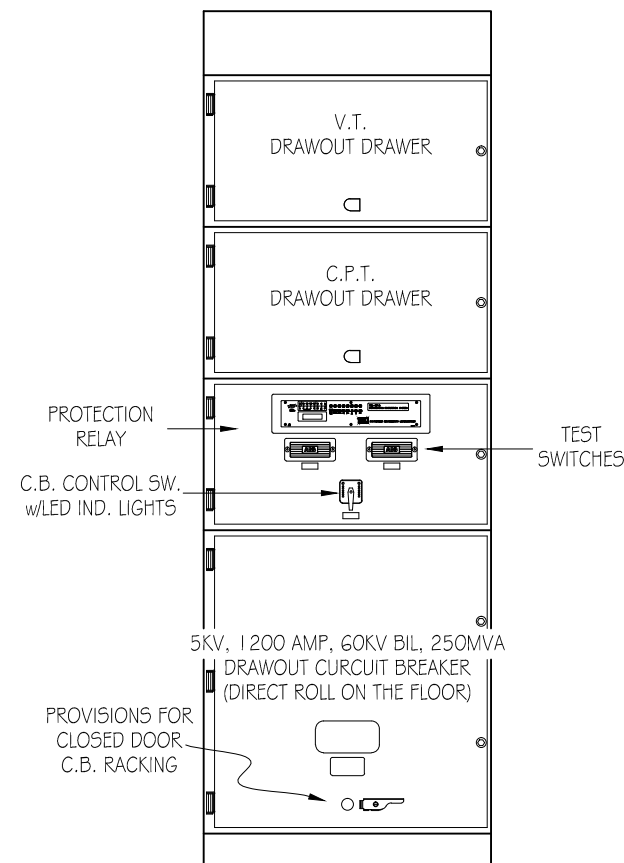


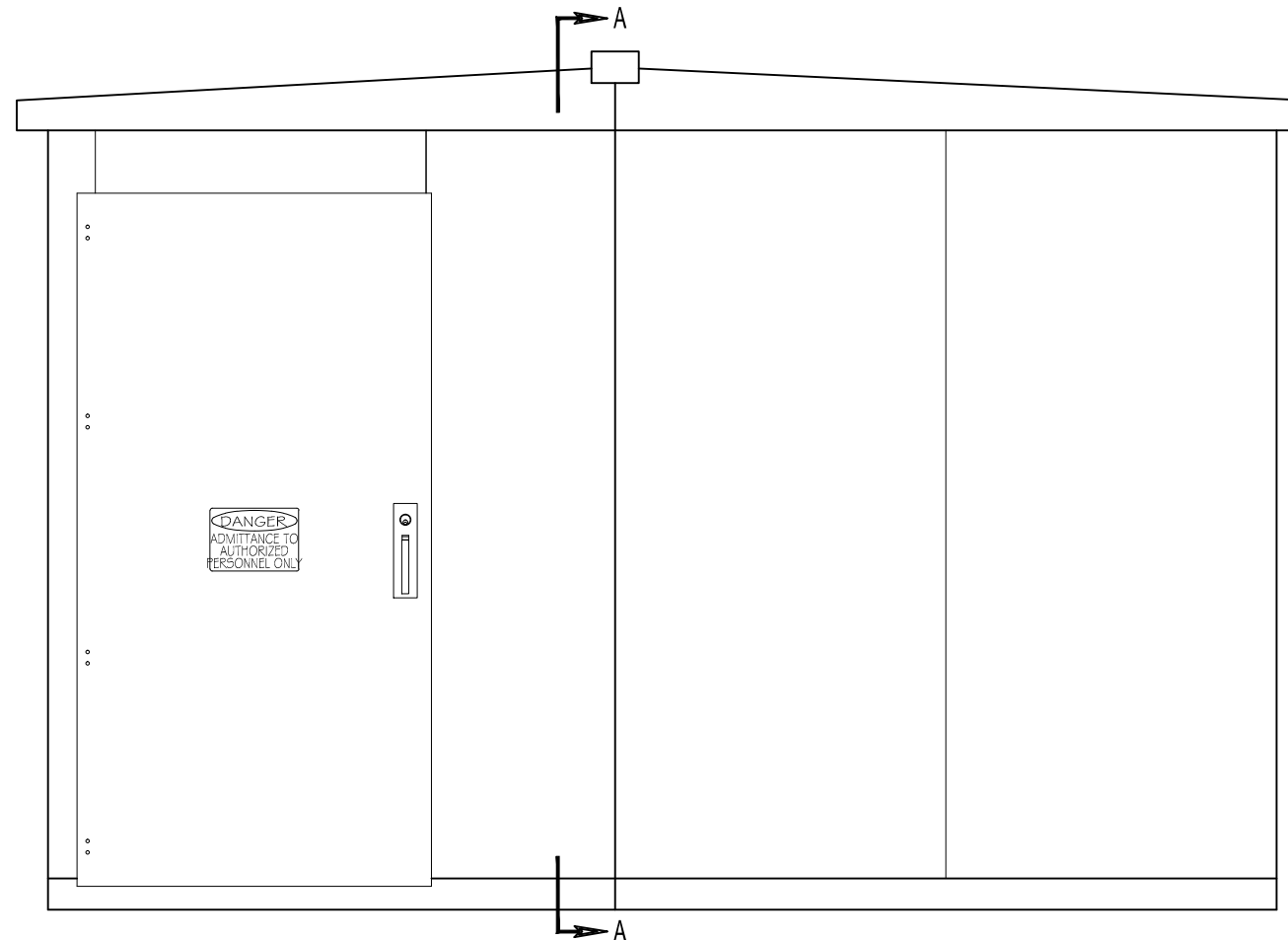
**SINGLE LINE DIAGRAM**



**PLAN VIEW**



**SECTION A-A**



**SIDE ELEVATION**

NO.	DATE	REVISION	BY:
<p><b>PROPRIETARY NOTE:</b> THIS DRAWING CONTAINS PROPRIETARY INFORMATION OF JAGG ELECTRICAL &amp; CONTROL. THIS PROPRIETARY INFORMATION MAY NOT BE USED, REPRODUCED, OR DISCLOSED TO ANY OTHER PARTIES FOR ANY OTHER PURPOSE WITHOUT THE EXPRESSED WRITTEN PERMISSION OF JAGG ELECTRICAL &amp; CONTROL.</p>			
<p><b>CUSTOMER:</b> SAMPLE</p>			
<p><b>P.O.#:</b> ***</p>			
<p><b>PROJECT:</b> SAMPLE</p>			
<p><b>MAIN CIRCUIT BREAKER (1)</b> WALK-IN AISLE SWITCHGEAR 5KV, 1200 AMP, 25MVA, 60KV BIL -OUTDOOR-</p>			
<p>4870 PACKARD ROAD, NIAGARA FALLS, NY, 14304 ◆ PHONE: (716) 278-1440 ◆ WEB: JAGGEC.COM ◆</p>			
<p>CHECKED BY: GMG</p>			
<p>DRAWN BY: J. AGNELLO</p>			
<p>DATE: 9/12/11</p>		<p>SHEET: 1 OF 1</p>	
<p>DRAWING #: SAMPLE</p>			